

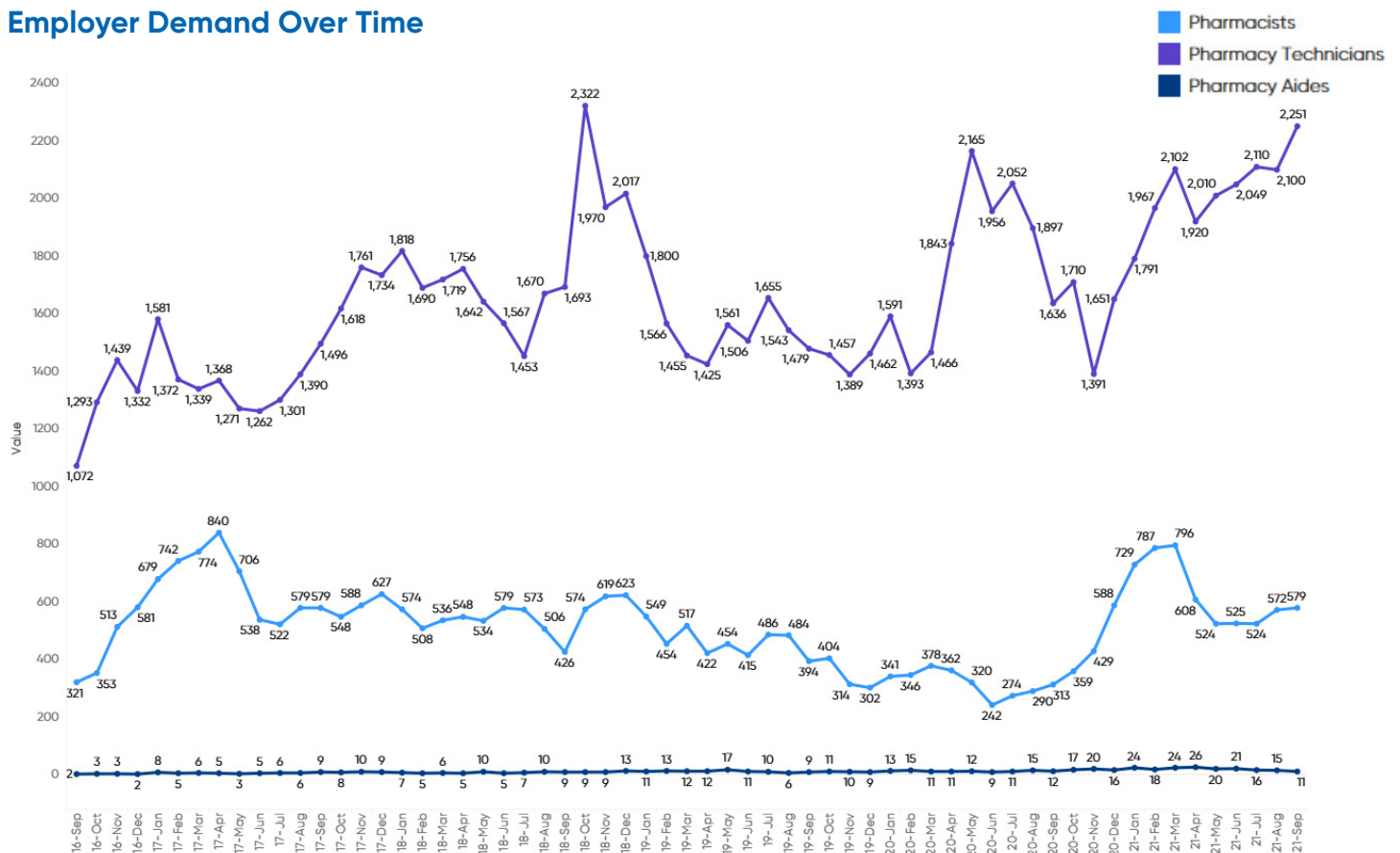
HealthSights: Pharmacy

July 2021 - September 2021

Data from the third quarter of 2021, including July, August and September, showed an increase in employer demand levels for Pharmacy in the State of Michigan. There were 475 more postings (6.2 percent) during Q3 2021 than in Q2 2021, and 1,678 more postings (25.8 percent) than during Q3 2020. This suggests ongoing job growth in Pharmacy. Indeed, in May of 2020, at the start of the COVID-19 pandemic, there was a spike in the amount of demand for pharmacy technicians that abated by about December of 2020, only to start to rise again over the last nine months. This increase in demand is compounded by the decline in completions since 2009 (see completions graphic), resulting in a talent shortage of pharmacy technicians across the State of Michigan.

Online job postings can represent the ceiling of demand for pharmacy jobs in the State of Michigan, but only if employers are actively advertising online. This results in certain jobs being overrepresented by job postings in relation to the actual number of positions available, while other jobs are underrepresented.

Employer Demand Over Time



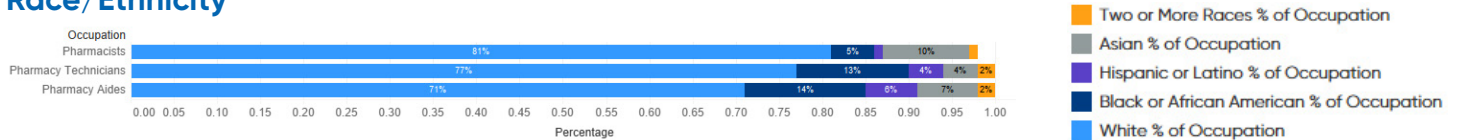
Wages

Occupation	Pct. 10 Hourly Earnings	Pct. 25 Hourly Earnings	Median Hourly Earnings	Pct. 75 Hourly Earnings	Pct. 90 Hourly Earnings
Pharmacists	29.2	53.70	60.39	67.78	76.39
Pharmacy Technicians	11.23	13.30	16.13	19.06	22.69
Pharmacy Aides	10.34	11.18	13.17	19.43	23.45

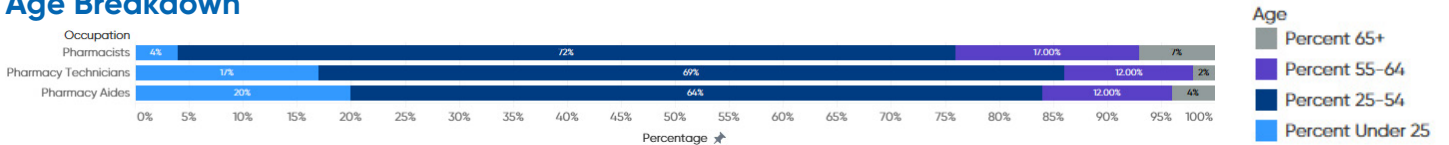
During 2020, there were 23,855 individuals working in Pharmacy in the State of Michigan. 72 percent of the workforce was female, while 28 percent were male. Most of those working in Michigan were white (78 percent), while African American or Black workers accounted for ten percent of the workforce, and Asian workers were seven percent. Those identifying as having a Hispanic or Latino ethnicity accounted for three percent. The majority of the workforce (69 percent) was between the ages of 25 and 54, indicating that an aging workforce may not yet be a problem for Pharmacy in Michigan.

Generally, completions for Pharmacy occupations, especially Pharmacy Technicians, have trended down since 2008, consequently leading to the increase in demand for these workers.

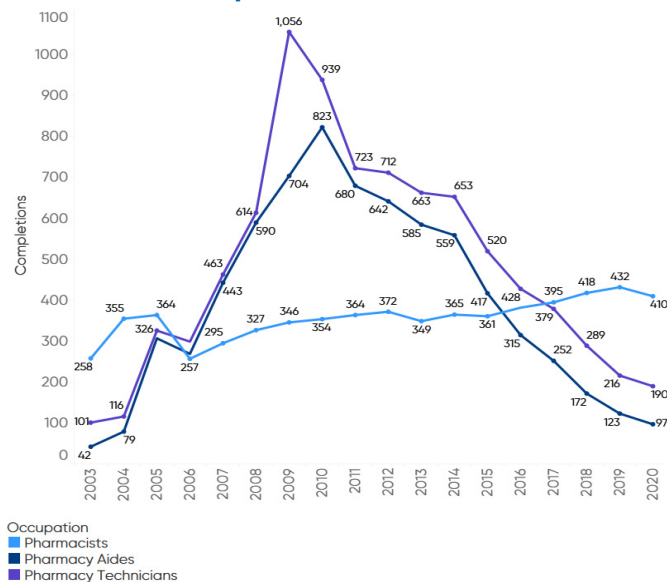
Race/Ethnicity



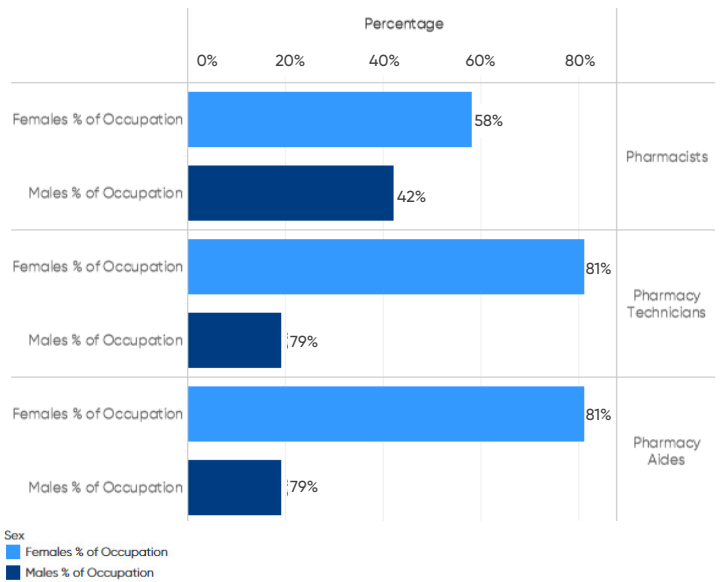
Age Breakdown



Education Completion



Sex



Learn More

MHC Insight provides current, actionable traditional and real-time labor market data to assist with crucial decision-making in Michigan's healthcare economy. To find more data regarding Michigan's health care workforce, please visit our website at mhc.org/insight.

To request custom data and research for your organization, please contact Michelle Wein for a personalized consultation at michelle.wein@mhc.org or 517-329-5879.

Source: EMSI, Analysis: MHC